


## BASE VHF/UHF TRANSCEIVER RS 6115-2



The RS 6115-2 represents a new generation of ground to air communication transceivers developed and produced by UNIMOR.

It is designed to meet operational requirements of modern aviation in audio communication in the VHF/UHF band 110-150 MHz A3E, 110-160 MHz F3E and 220-400 MHz with AM modulation A3E.

It can be installed as a stationary base unit in the airport or air traffic control area or mounted on surface moving objects.

Microprocessor based control circuits in main block and control units and nonvolatile 15 channel memory provide maintenance being kept at the simplest level and comfortable at the same time. Full performance reliability is obtained by means of added control circuit turning on battery power supply in case of main power supply loss. Additional circuits make capable to connect three control units (including remote control unit providing control from distance either up to 300m for PS 6165 or by the telephone line for PS 6169 remote control unit), tape recorder and others at the same time. The RS 6115-2 is designed to work one wideband VHF/UHF antenna. Plug-in modules compatible with previously designed by Unimor in other transceivers make RS 6115-2 cost-effective and simple to maintain.



# BASE VHF/UHF TRANSCEIVER RS 6115 - 2

## SPECIFICATIONS:

### GENERAL:

#### POWER SUPPLY

from mains ca 220 V  $\pm$  10% or from battery +27 V  $\pm$  10%  
automatic switch to batt. power supply in case of mains  
power supply loss

#### POWER CONSUMPTION

reception - max. 100 VA (80 W)  
transmission - max. 300 VA (250 W)

#### FREQUENCY RANGE

VHF - 110 - 149.975 MHz 25 kHz spacing A3E (AXX)  
VHF - 110 - 159.975 MHz 25 kHz spacing F3E  
UHF - 220 - 399.975 MHz 25 kHz spacing A3E (AXX)

#### MODULATION

A3E (simpleks)  
F3E (simpleks)

#### NON-VOLATILE MEMORY

for 15 operating channels

#### OPERATING TEMPERATURE

-30° - +50° C

#### WEIGHT

main block RS 6115 - 29,3 kg  
control unit PS 6164 - 2,4 kg

### TRANSMITTER

#### OUTPUT POWER

VHF/UHF output - min. 12 W (carrier)

#### MODULATION DISTORTION

max. 10% in 300 + 3400 Hz range

#### MODULATION FACTOR

min. 85% (A3E)  
dev. 2 - 7 kHz (F3E)

#### FREQUENCY TOLERANCE

VHF -  $\pm$  1 kHz, UHF -  $\pm$  2 kHz

#### UNDESIRED RADIATION

better than 60 dBc

### RECEIVERS

#### SENSITIVITY

2  $\mu$ V (S + N)/N = 6 dBc

#### AUDIO OUTPUT

1 W into 8 ohm or 1600 ohm

#### AUDIO RESPONSE

300 - 3400 Hz/6 dB

#### NONLINEAR DISTORTION

max. 10%

#### SELECTIVITY

min.  $\pm$  14 kHz/6 dB (in all env. cond.)

min.  $\pm$  75 kHz/60 dB

$\pm$  43 kHz (optionally)

#### AGC

5  $\mu$ V - 100 mV/3 dB

#### SUPERIOUS REJECTION

60 dB down

#### GUARD RECEIVER FREQUENCIES

121,5 MHz and 243 MHz

BITE (built in test equipment)

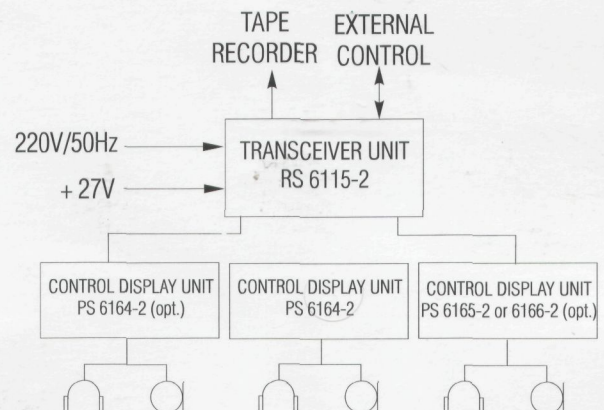
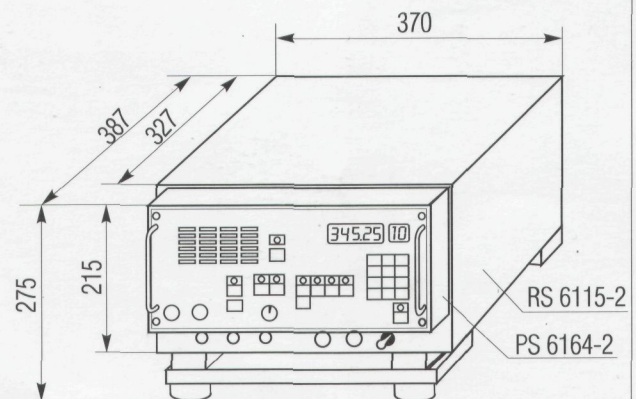
RS-232C interface

Scanning of operating channels

Switchover times Tx/Rx and Rx/Tx < 30 ms

Duty cycle continuous operation up to 55° C

Filters for duplex operation (option) min. 85%



Gdańskie Zakłady Elektroniczne S.A. UNIMOR  
Zakład Urządzeń Profesjonalnych  
80 - 298 Gdańsk, ul. Budowlanych 38, Poland  
phone: +48(58) 47 - 82 - 44, 47 - 52 - 58  
fax +48(58) 475 - 487